

MUD-UK Flexible Grab Handle Fitting Instructions



1. Pull back flaps on door handle




2. Remove handle with Philips screwdriver. Retain the two handle screws




3. Cut the webbing strap to your preferred length. This is optional.



4. Seal nylon webbing end by warming with a lighter




5. Insert webbing strap into the end cap



6. Use a bradawl to make a screw hole in the webbing strap



7. Insert fixing screws into the hinged screw caps



8. Insert spacer into fastener holes in the door panel



9. Screw the fixing fasteners into place and tighten



10. Close the screw cap heads